



भारतसरकार

GOVERNMENT OF INDIA

वाणिज्यऔरउद्योगमंत्रालय

Ministry of Commerce & Industry

पेट्रोलियम तथा विस्फोटक सुरक्षा संगठन

Petroleum and Explosives Safety Organisation

(पूर्वनाम-विस्फोटक विभाग)

(Formerly- Department of Explosives)

'ए'-ब्लॉक, पाँचवातल, केन्द्रीय कार्यालय परिसर,

"A" Block, 5th Floor, CGO Complex,

सेमिनरीहिल्स, नागपुर- 440 006 (महा)

Seminary Hills, Nagpur- 440006

Website: <http://peso.gov.in>

Email: explosives@explosives.gov.in

दूरभाष/ Telephone : 0712-2510248

फैक्स/ FAX : 0712-2510577

कार्यालयीन उद्देश्यकेसभीपत्रादि "मुख्य विस्फोटक नियंत्रक" के पदनामसे भेजे जाएउनकेव्यक्तिगत नामसे नही.

All communications intended for this Office should be addressed to the 'Chief Controller of Explosives' and NOT to him by name.

C I R C U L A R

संख्या/No.C.VIII(3)125/Circular/GCR

दिनांक/dated: 13.05.2026

Sub: Online module for approval of domestic manufacturers of Cryogenic Gas cylinders under Gas Cylinder Rules 2016-reg

It is informed that modifications in the online FPS module have been made for facilitating online approval of domestic manufacturing of Cryogenic Gas cylinders under Gas Cylinder Rules 2016.

Therefore, all domestic manufacturers of Cryogenic Gas cylinders are advised to apply for their manufacturing plants approvals and cylinder design drawing approvals through this online module.

The existing approved manufacturers of Cryogenic Gas cylinders are also advised to apply for online revalidation of the existing approvals through this online module.

Help operational guidelines for online paperless application is attached herewith.

(R.N.Meena)

Chief Controller of Explosives

To

All the domestic manufacturers of Cryogenic Gas Cylinders

Copy forwarded to:

- 1) All Circle and Sub-circle offices of PESO through Support Site.
- 2) Senior Technical Director, NIC-Nagpur

Help Operational Guideline for New Approval/Revalidation of Manufacturing Unit for Gas Other than LPG

1) Visit <https://peso.gov.in> -Click on Login Menu->Then Click On Petroleum/Gas Cylinders/SMPV(U) Rule Application Login

The screenshot displays the official website of the Petroleum & Explosives Safety Organization (PESO). The header includes the Government of India logo, the PESO logo, and the text 'Department for Promotion of Industry and Internal Trade'. The navigation menu at the top contains 'Home', 'About Us', 'CCE's Desk', 'Recognized/Approved List', 'Statutory', 'Logins', 'Contact', 'Quick URLs', and 'IMP Info'. The 'Logins' menu is expanded, showing three columns of options: 'Government Authorities', 'Licensees / Stakeholders', and 'Returns Filing'. A red arrow points to the 'Petroleum / Gas Cylinders / SMPV(U) Rules Application Login' option under the 'Licensees / Stakeholders' column. The left sidebar contains various service categories like 'Petroleum', 'Explosive', 'SMPV (U)', 'GCR', 'Timeline For Disposal', 'NAPES & TS', 'FRDC Sivakasi', 'Grievance Redressal', 'Quarterly Performance Report', 'e-Governance', 'Rajbhasha', 'PDF Document', 'Log of Officers', and 'Publications'. The footer shows the 'Word of the Day' as 'सुरिणाम' and the date '3/31/2021'.

Step-2)Login- using below screen you can login if you have already registered -if you are not registered with PESO Site then first you have to registered using click on **FPS Revalidation New User?**

The screenshot shows the PESO Online User Login page. At the top, there are banners for "Revalidation of Old SMPV Drawings Circular No. D-18019/Comp/Impl. dated 12.06.2020" and "Govt. of India vide Circular No. D-21013/PBL/18-Exp dated 18/04/2020 - 'Monitoring Inventory of Oxygen'". The PESO logo is on the left. The login form in the center has fields for "Login Id:" and "Password:", and buttons for "Login" and "Reset". Below the form are links for "New User?", "Forgot Password?", and "FPS Revalidation New User?". A red arrow points from the text above to the "FPS Revalidation New User?" link. To the right of the login form is a list of 16 operational guidelines with links. At the bottom, there is contact information for operational help and a disclaimer.

1. [Help Operational guideline for Paperless\(FORMX\)](#) Click here.

2. [For Online Application Guidelines](#) Click here.

3. [For Renewal \(Online Payment\) Application Guidelines](#) Click here.

4. [For Revalidation of Filling Permission Application Guidelines](#) Click here.

5. [For Filling Permission Application Guidelines](#) Click here.

6. [For Flame Proof Equipment Application Guidelines](#) Click here.

7. [Help Operational Guideline for Work Shop Approval to fabricate petroleum Tank Truck/Refueler/Bowser](#)Click here.

8. [Help Operational Guideline for Pipeline Approval](#)Click here.

9. [Help Operational Guideline for Import of Cylinders/Valves/LPG Regulators Application](#)Click here.

10. [Help Operational Guideline for Gas Cylinder Testing Station Application](#) Click here.

11. [Help Operational Guideline for APPROVAL OF WORK SHOP FOR FABRICATION OF PRESSURE VESSELS UNDER STATIC & MOBILE PRESSURE VESSEL \(UNFIRED\) RULES, 2016](#) Click here.

12. [Help Operational Guideline for APPROVAL OF REFINERY](#) Click here.

13. [Updated_Help_Operational_guideline_for_Revalidation_OF_Old_Drawing_in_Filling_Permission_Module](#) Click here.

14. [Help Operational Guideline for Fabrication Design Drawing and Mounting Drawing OF PRESSURE VESSELS UNDER STATIC & MOBILE PRESSURE VESSEL \(UNFIRED\) RULES, 2016](#) Click here.

15. [Updated Help Operational guideline for Filling Permission](#) Click here.

16. [Guideline for Fabrication of drawing to fabricate Tank Truck/Refueler/Bowser/Mobile Dispenser](#) Click here. **NEW**

For any Operational Help Contact :
E-Mail : support.ol@explosives.gov.in
Phone : 1800-233-9011

Disclaimner

All efforts have been taken to secure the information pertaining to licensees details. This website has been secured to prevent hacking or any kind of other unauthorised access or unauthorised usage of information pertaining to individual license by way of adopting best preventive practices including the installation of hardware firewall. Similarly all efforts have been made to make the information as accurate as possible. However, 'Petroleum and Explosives Safety Organisation' will not be responsible in the event of any loss to any person/company caused by inaccuracy in information available on PESO server. The users should make all efforts to verify the accuracy of accounts maintained. Any discrepancy found may be brought to the notice of PESO (support.ol@explosives.gov.in).

Step 3 -FPS Revalidation New User?

Using below screen you can create new userid and password for Apply for New Manufacturer Approval/Revalidation of old Approval(System generate) and Filling permission for LPG and gas Other than LPG Gases. fill all mandatory information and click on save button for registration

The screenshot shows a web browser window with the URL <https://online.peso.gov.in/PesoOnline/fps/OnlineRegistration.aspx>. The page title is 'User Registration'. The form is divided into several sections:

- Licensee Details:** Includes fields for 'Name Of Manufacturer/Company (Name as printed on approval issued by PESO):', 'Applicant Type', 'Category', 'Correspondence Address Line 1', 'Correspondence Address Line 2', 'State', 'District', 'Taluka/Tehsil', 'City', 'Village/Town', 'Pincode', 'Phone No', 'Mobile', 'FAX No', 'Email', and 'Web Site'. A red arrow points from the text above to the 'Save' button at the bottom right of the form.
- Application Under Rule:** Includes a 'Rule' dropdown menu.
- Company's Logo:** Includes a 'Browse...' button and a 'Upload' button.
- User Details:** Includes fields for 'Please enter a new User ID', 'Password', 'Re-enter Password', 'Hot Question', and 'Hot Answer'.
- Terms and condition:** Includes a checkbox for 'I agree the terms and condition'.
- Verification Test:** Includes a 'Verification Test' image and a text input field.

The 'Save' button is located at the bottom right of the form, and a red arrow points from the text above to it.

Step-4) Login-After registration you can login using below screen. enter userid and password

https://online.peso.gov.in/PesoOnline/

Identified by GlobalSign Root CA - R3

User Login

Welcome to PESO's Online Licensing System.

Revalidation of Old SMPV Drawings Circular No. D-18019/Comp/Impl. dated 12.06.2020

Govt. of India vide Circular No. D-21013/PBL/18-Exp dated 18/04/2020 - "Monitoring Inventory of Oxygen"

GOVERNMENT OF INDIA
भारत सरकार
शुद्धा मंत्रालय
पेट्रोलियम एंड एक्सप्लोजिव्हस सेफ्टी ऑर्गनाइजेशन
पेट्रोलियम एंड एक्सप्लोजिव्हस सेफ्टी ऑर्गनाइजेशन
SAFETY FIRST * SINCE 1888

Login Details

Login ID: gloglg

Password: *****

ASG 045600

Login Reset

New User?
Forgot Password?
FPS Revalidation New User?

1. Help Operational guideline for Paperless(FORMX) Click here.
2. For Online Application Guidelines Click here.
3. For Renewal (Online Payment) Application Guidelines Click here.
4. For Revalidation of Filling Permission Application Guidelines Click here.
5. For Filling Permission Application Guidelines Click here.
6. For Flame Proof Equipment Application Guidelines Click here.
7. Help Operational Guideline for Work Shop Approval to fabricate petroleum Tank Truck/Refueller/Bowser Click here.
8. Help Operational Guideline for Pipeline Approval Click here.
9. Help Operational Guideline for Import of Cylinders/Valves/LPG Regulators Application Click here.
10. Help Operational Guideline for Gas Cylinder Testing Station Application Click here.
11. Help Operational Guideline for APPROVAL OF WORK SHOP FOR FABRICATION OF PRESSURE VESSELS UNDER STATIC & MOBILE PRESSURE VESSEL (UNFIRED) RULES, 2016 Click here.
12. Help Operational Guideline for APPROVAL OF REFINERY Click here.
13. Updated_Help_Operational_guideline_for_Revalidation_of_Old_Drawing_in_Filling_Permission_Module Click here.
14. Help Operational Guideline for Fabrication Design Drawing and Mounting Drawing OF PRESSURE VESSELS UNDER STATIC & MOBILE PRESSURE VESSEL (UNFIRED) RULES, 2016 Click here.
15. Updated Help Operational guideline for Filling Permission Click here.
16. Guideline for Fabrication of drawing to fabricate Tank Truck/Refueller/Bowser/Mobile Dispenser Click here. **NEW**

For any Operational Help Contact :
E-Mail : support.ol@explosives.gov.in
Phone : 1800-233-9011

About Us Contact Us Terms & Conditions Privacy Policy Refund & Cancellation

Disclaimer

All efforts have been taken to secure the information pertaining to licensees details. This website has been secured to prevent hacking or any kind of other unauthorised access or unauthorised usage of information pertaining to individual license by way of adopting best preventive practices including the installation of hardware firewall. Similarly all efforts have been made to make the information as accurate as possible. However, "Petroleum and Explosives Safety Organisation" will not be responsible in the event of any loss to any person/company caused by inaccuracy in information available on PESO server. The users should make all efforts to verify the accuracy of accounts maintained. Any discrepancy found may be brought to the notice of PESO (support.ol@explosives.gov.in).

100%

ENG 2:42 PM
NTL 3/31/2021

Step-5)After login below screen will be shown where you have option to apply for **Cylinder Manufacturer (New Approval/Revalidation)**

https://online.peso.gov.in/PesoOnline/onlineApplication/OnlineHome.aspx

Petroleum and Explosives Safety Organisation

Online Application

File Edit View Favorites Tools Help

Petroleum and Explosive S... User Login Offline User Login Online

Home

New Application

Subsequent Applications (Portfolio)

Payment Status

Public Domain

My Profile

Cylinder Manufacturer (New Approval/Revalidation)

Welcome Ganesh Pvt Ltd | Sign out

31/03/2021 14:35:55 PM

Applicant Type : Company
Name : Ganesh Pvt Ltd
No of Licences : 0
Correspondence Address : satar nagpur
Taluka / Tahsil : Nagpur (Rural)
District : NAGPUR
State : Maharashtra
Pincode : 440006
Phone :
Email : test@gmail.com

Office Type : HEAD OFFICE
Office : Nagpur
Incharge : Chief Controller of Explosives
Address : 5th Floor, A-Block, CGO Complex, Seminary Hills,
NAGPUR - 440006,
Maharashtra
Phone : 0712-2510240, Fax:2510577
Email : explosives[at]explosives[dot]gov[dot]in

URGENT

NEW CCE's circular dated 04.01.2021 on Approval of Ex Electrical Apparatus

Update Dealer Code & Address (Only For Form XIV)

NEW Medical / Liquid Oxygen Monitoring System

Application Status

Granted / Discrepancy

Discrepancy Letter

Portfolio

Search

Self Online Renewal

Portfolio

Click Image to Add Portfolio

Application Status

Discrepancy Letters N/A

Approved Applications N/A

Application in Process N/A

Quick links

Fees Calculator

Public Domain

Change Password

Important Circular / Notice

100%

ENG 2:45 PM

INTL 3/31/2021

Step-6)After clicking on **Cylinder Manufacturer (New Approval/Revalidation)**

below screen will be shown where you have to fill premises address of manufacturing unit and click on Save button

Online Application - Internet Explorer
https://online.peso.gov.in/OnlineFps/OnlineNewApplication.aspx
Identified by GlobalSign Root CA - R3

Welcome Ganesh Pvt Ltd
Applicant Type : Company
Applicant Name : Ganesh Pvt Ltd
Phone :
Email : test@gmail.com

Application Request * Compulsory Fields

- Please Enter Mobile Number
- Please Enter Email Id

Application Request

Online Application No: [] Online Application Date: []

Rules * Gas Cylinders Rules 2011
Purpose * Manufacture of Cylinders
Form No * FORM FPS
Subject * Validation of Cylinder Manufacturer Approval

The name in which License/Approval is issued

Applicant Name * Ganesh
Name in which Approval is issued * [Mn.] Ganesh Pvt Ltd

Site Address

Plot No * 22 Site Address * salar nagpur
State/UT * Maharashtra District * NAGPUR
Taluka / Tahsil Nagpur (Rural) City -Select-
Village/Town Pin code * 453453
Nearest Police Station * npp Nearest Railway Station * npp
Nearest Port
Longitude Latitude
Phone (00000-8888888) Fax (00000-8888888)
Mobile * +91(8877888787) Email * test@gmail.com
Office Code * [HO, Nagpur]

Submit your application and documents to :
Chief Controller of Explosives,
5th Floor, A-Block, CGO Complex, Seminary Hills, Nagpur - 440006,
Maharashtra

Save

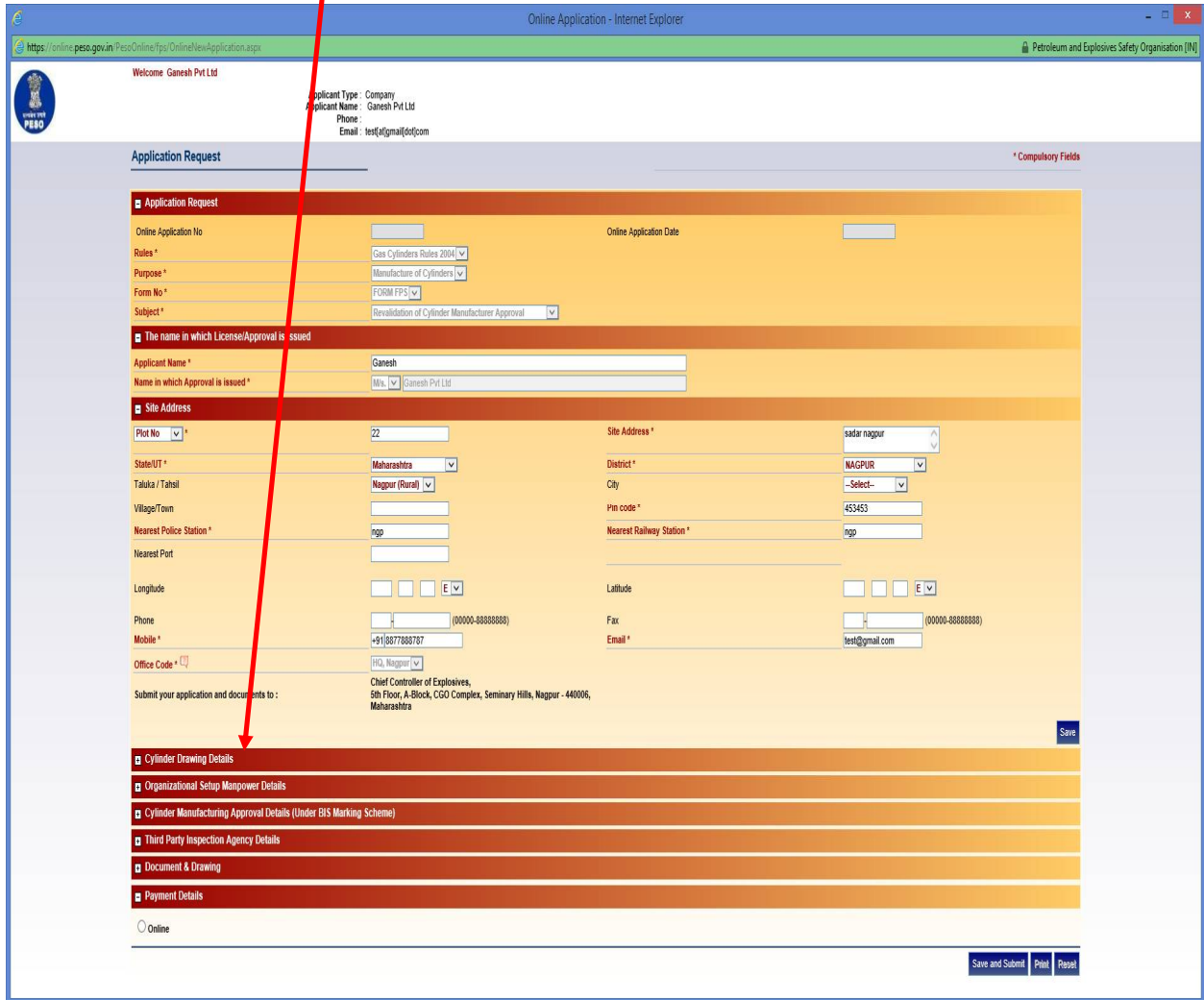
Cylinder Drawing Details
Organizational Setup Manpower Details
Cylinder Manufacturing Approval Details (Under BIS Marking Scheme)
Third Party Inspection Agency Details
Document & Drawing
Payment Details

Save and Submit Print Reset

ENG 3:01 PM
NTL 3/31/2021

Step-6)) **Cylinder Drawing Details**-Click on Cylinder Drawing Details Tab then **Click Image to Add Drawing**

Details   plus sign



Online Application - Internet Explorer
https://online.peso.gov.in/PesoOnlineTps/OnlineNewApplication.aspx
Petroleum and Explosives Safety Organisation [IN]

Welcome Ganesh Pvt Ltd
Applicant Type: Company
Applicant Name: Ganesh Pvt Ltd
Phone:
Email: test@gmail@etcom

Application Request * Compulsory Fields

Application Request

Online Application No: Online Application Date:

Rules * Purpose *

Form No * Subject *

The name in which License/Approval is issued

Applicant Name *
Name in which Approval is issued *

Site Address

Plot No * Site Address *

State/UT * District *

Taluka / Tahsil City

Village/Town Pin code *

Nearest Police Station * Nearest Railway Station *

Nearest Port

Longitude E

Latitude E

Phone (00000-88888888)
Mobile * Fax (00000-88888888)
Office Code * Email *

Submit your application and documents to :
Chief Controller of Explosives,
5th Floor, A-Block, CGO Complex, Seminary Hills, Nagpur - 440006,
Maharashtra

Cylinder Drawing Details Save

Organizational Setup Manpower Details

Cylinder Manufacturing Approval Details (Under BIS Marking Scheme)

Third Party Inspection Agency Details



Document & Drawing

Payment Details

Online

Save and Submit Print Reset

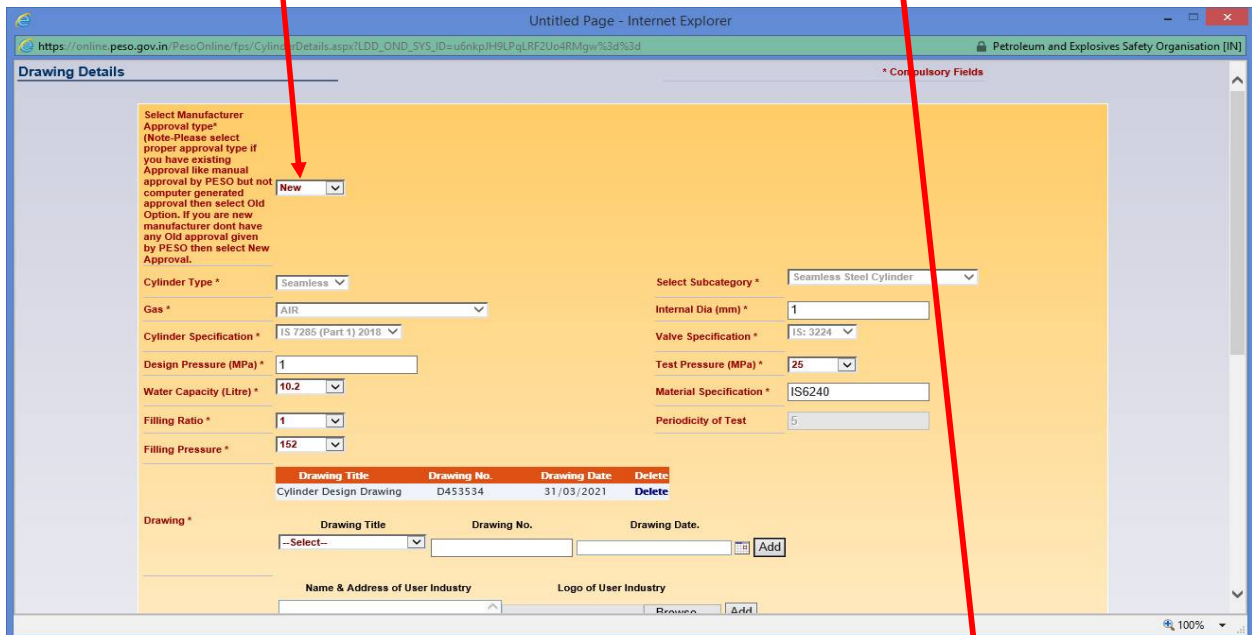
Step-7) **Cylinder Drawing Details**-Click on Cylinder Drawing Details Tab then **Click Image to Add Drawing**

Details   plus sign below screen will be shown fill all drawing detail and click on **save** button

Note-

Select **Manufacturer Approval type*** properly if you want apply for new cylinder manufacturing unit Then select **New** option from dropdown .

If you have existing approval manual but not system generated then select approval type **Old** from dropdown list



Untitled Page - Internet Explorer
https://online.peso.gov.in/PesoOnline/fps/CylinderDetails.aspx?LDD_OND_SYS_ID=u6nkpjH9LPqLRF2Uo4RMgw%3d%3d Petroleum and Explosives Safety Organisation [IN]

Drawing Details * Compulsory Fields

Select Manufacturer Approval type*
(Note-Please select proper approval type if you have existing Approval like manual approval by PESO but not computer generated approval then select Old Option. If you are new manufacturer dont have any Old approval given by PESO then select New Approval.)

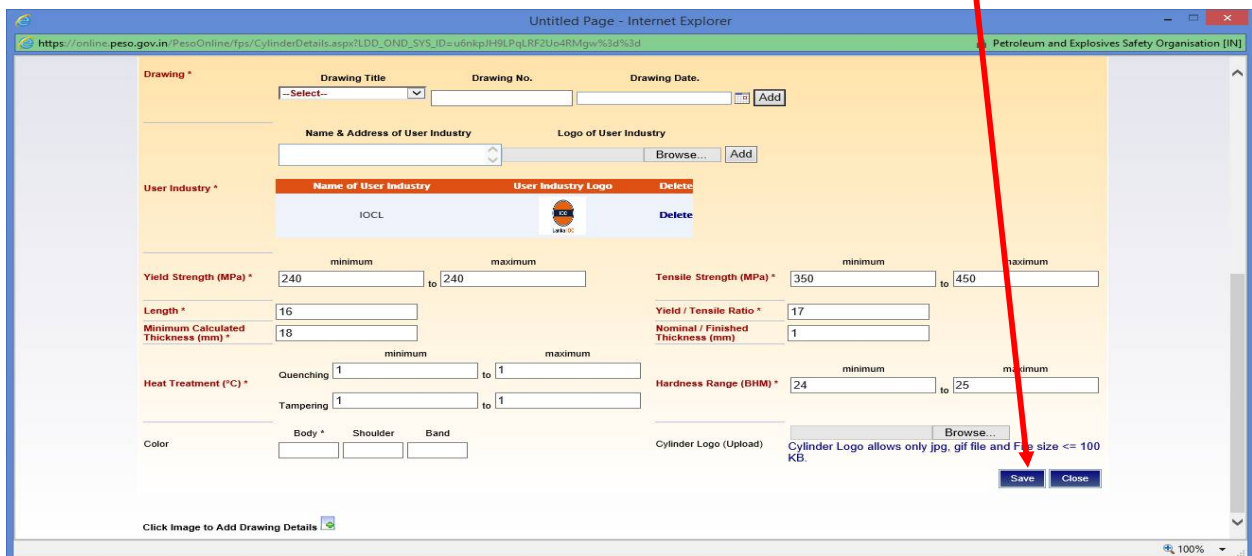
Cylinder Type * Seamless
Gas * AIR
Cylinder Specification * IS 7285 (Part 1) 2018
Design Pressure (MPa) * 1
Water Capacity (Litre) * 10.2
Filling Ratio * 1
Filling Pressure * 152

Select Subcategory * Seamless Steel Cylinder
Internal Dia (mm) * 1
Valve Specification * IS: 3224
Test Pressure (MPa) * 25
Material Specification * IS6240
Periodicity of Test 5

Drawing Title	Drawing No.	Drawing Date	Delete
Cylinder Design Drawing	D453534	31/03/2021	Delete

Drawing *
Drawing Title: --Select--
Drawing No.:
Drawing Date: Add


Name & Address of User Industry:
Logo of User Industry: Browse... Add



Untitled Page - Internet Explorer
https://online.peso.gov.in/PesoOnline/fps/CylinderDetails.aspx?LDD_OND_SYS_ID=u6nkpjH9LPqLRF2Uo4RMgw%3d%3d Petroleum and Explosives Safety Organisation [IN]

Drawing *
Drawing Title: --Select--
Drawing No.:
Drawing Date: Add

Name & Address of User Industry:
Logo of User Industry: Browse... Add


User Industry *
Name of User Industry: IOCL
User Industry Logo:  Delete

Yield Strength (MPa) * minimum 240 to maximum 240
Length * 16
Minimum Calculated Thickness (mm) * 18


Heat Treatment (°C) *
Quenching 1 to 1
Tempering 1 to 1

Color
Body * Shoulder Band

Tensile Strength (MPa) * minimum 350 to maximum 450
Yield / Tensile Ratio * 17
Nominal / Finished Thickness (mm) 1
Hardness Range (BHM) * minimum 24 to maximum 25

Cylinder Logo (Upload)  Cylinder Logo allows only jpg, gif file and File size <= 100 KB.

Save Close

Click Image to Add Drawing Details 

Step-8) **Organizational Setup Manpower Details**- Click on Organizational Setup Manpower Details Tab then **Click Image to Add Organizational Setup Manpower Details**  

Online Application - Internet Explorer

https://online.peso.gov.in/PesoOnlineFpp/OnlineNewApplication.aspx Petroleum and Explosives Safety Organisation (NI)

Welcome Ganesh Pvt Ltd

Applicant Type: Company
Applicant Name: Ganesh Pvt Ltd
Phone:
Email: test[at]gmail[dot]com

Application Request * Compulsory Fields

Application Request

Online Application No: Online Application Date:

Rules *

Purpose *

Form No *

Subject *

The name in which License/Approval is issued

Applicant Name *

Name in which Approval is issued *

Site Address

Plot No * Site Address *

State/UT * District *

Taluka / Tahsil City

Village/Town

Pin code *

Nearest Police Station * Nearest Railway Station *

Nearest Port

Longitude E

Latitude E

Phone (00000-00000000)

Fax (00000-00000000)


Mobile *

Email *

Office Code *

Submit your application and documents to :
Chief Controller of Explosives,
5th Floor, A-Block, CGO Complex, Seminary Hills, Nagpur - 440006,
Maharashtra

Organizational Setup Manpower Details

Click image to Add Organizational Setup Manpower Details 

Cylinder Drawing Details

Cylinder Manufacturing Approval Details (Under BIS Marking Scheme)

Third Party Inspection Agency Details

Document & Drawing

Payment Details

Online

Step-9) **Organizational Setup Manpower Details**- Fill mandatory data in Organizational Setup Manpower Details screen and click on save button

Organisational Setup Manpower Details - Internet Explorer

https://online.peso.gov.in/PesoOnline/fps/ManPowerDetails.aspx?LD...OND_SYS_ID=u6nkpJH9LPqLRF2Uo4RM Petroleum and Explosives Safety Organisation [IN]

Organisational Setup Manpower Details

* Compulsory Fields

The Personnel engaged in *	Manufacture of Cylinders
Name *	Ganesh
Designation *	Director
Date of Birth (DD/MM/YYYY) *	05/08/1980
Gender *	<input checked="" type="radio"/> Male <input type="radio"/> Female <input type="radio"/> Trans
Qualification *	Postgraduate (M.E/M.Tech/M.A/LLM/M.Sc)
Additional Qualification	
Experience (Years) *	14 yr
Experience Details *	Experience

[Click Image to Add Organisational Setup Manpower Details](#)

Save Close

100%

Step-10) Cylinder Manufacturing Approval Details (Under BIS Marking Scheme)- Click on Cylinder Manufacturing Approval Details (Under BIS Marking Scheme) Tab Then **Click Image to Add Cylinder**

Manufacturing Approval Details (Under BIS Marking Scheme)

Online Application - Internet Explorer

http://10.0.50.28/peonline/tps/Online/ViewApplication.aspx?COND_SYS_ID=ubnkpjHSLPqLRF2Uo4RMgw%3d%3d

Application Request

Online Application No: Online Application Date:

Rules*: Gas Cylinders Rules 2004

Purpose*: Manufacture of Cylinders

Form No*: FORM FPS

Subject*: Revalidation of Cylinder Manufacturer Approval

The name in which License/Approval is issued

Applicant Name*: Ganesh

Name in which Approval is issued*: M/s. Ganesh Pvt Ltd

Site Address

Plot No*: 22 Site Address*: sadar nagpur

State/UT*: Maharashtra District*: NAGPUR

Taluka / Tahsil: Nagpur (Rural) City: --Select--

Village/Town: Pin code*: 453453

Nearest Police Station*: ngp Nearest Railway Station*: ngp

Nearest Port: Longitude: Latitude:

Phone: (00000-888888888) Fax: (00000-888888888)

Mobile*: +91-9877888787 Email*: test@gmail.com

Office Code*: No, Nagpur

Submit your application and documents to :
 Chief Controller of Explosives,
 5th Floor, A-Block, CGO Complex, Secondary Hills, Nagpur - 440006,
 Maharashtra

[Save](#)

Cylinder Drawing Details

Click Image to Add Drawing Details

Sr. No.	Drawing No.	Cylinder Specification	Cylinder Type	Valve Specification	Gas Name
1	D453453	IS 7285 (Part 1) 2016	Seamless	IS: 3224	AIR

Organizational Setup Manpower Details

Click Image to Add Organizational Setup Manpower Details

Sr. No.	Name	Qualification	Designation	Designation
1	Ganesh	Postgraduate	Director	31/03/2021

Cylinder Manufacturing Approval Details (Under BIS Marking Scheme)

Click Image to Add Cylinder Manufacturing Approval Details (Under BIS Marking Scheme)

Third Party Inspection Agency Details

Document & Drawing

Payment Details

[Save and Submit](#) [Print](#) [Reset](#)

Step-11) Cylinder Manufacturing Approval Details (Under BIS Marking Scheme)- - Fill mandatory data in Manufacturing Approval Details (Under BIS Marking Scheme) and click on Save Button.

Cylinder Manufacturing Approval Details (Under BIS Marking Scheme) - Internet Explorer

http://10.0.50.28/pesoonline/fps/BISDetails.aspx?LDD_OND_SYS_ID=u6nkpJH9LPqLRF2Uo4RMgw%3d%3d

Cylinder Manufacturing Approval Details (Under BIS Marking Scheme)

* Compulsory Fields

BIS License No. *	BIS2443
BIS Name *	TUV

Save Close

Click Image to Add Cylinder Manufacturing Approval Details (Under BIS Marking Scheme)

100%

Step-12) Third Party Inspection Agency Details-Please note you can add either BIS Details or Third Party Inspecting Agency details.

Online Application - Internet Explorer

http://10.0.50.28/personline/fps/Online/NewApplication.aspx?DND_SYS_ID=ubnkpjHSLPqLRF2Uo4RMgw%3d%3d

Welcome Ganesh Pvt Ltd

Applicant Type : Company
 Applicant Name : Ganesh Pvt Ltd
 Phone :
 Email : test[at]gmail[dot]com

Application Request * Compulsory Fields

Application Request

Online Application No Online Application Date

Rules *

Purpose *

Form No *

Subject *

The name in which License/Approval is issued

Applicant Name *

Name in which Approval is issued *

Site Address

Plot No * <input type="text" value="22"/>	Site Address * <input type="text" value="sadar nagpur"/>
State/UT * <input type="text" value="Maharashtra"/>	District * <input type="text" value="NAGPUR"/>
Taluka / Tahsil <input type="text" value="Nagpur (Rural)"/>	City <input type="text" value="-Select-"/>
Village/Town <input type="text"/>	Pin code * <input type="text" value="453453"/>
Nearest Police Station * <input type="text" value="npp"/>	Nearest Railway Station * <input type="text" value="npp"/>
Nearest Port <input type="text"/>	
Longitude <input type="text" value=""/> <input type="text" value=""/> <input type="text" value="E"/>	Latitude <input type="text" value=""/> <input type="text" value=""/> <input type="text" value="E"/>
Phone <input type="text" value=""/> <input type="text" value="(00000-8888888)"/>	Fax <input type="text" value=""/> <input type="text" value="(00000-8888888)"/>
Mobile * <input type="text" value="+91(8877888787)"/>	Email * <input type="text" value="test@gmail.com"/>
Office Code * <input type="text" value="HQ, Nagpur"/>	

Submit your application and documents to : Chief Controller of Explosives,
 5th Floor, A-Block, CGO Complex, Seminary Hills, Nagpur - 440006,
 Maharashtra

[Save](#)

Cylinder Drawing Details

Organizational Setup Manpower Details

Cylinder Manufacturing Approval Details (Under BIS Marking Scheme)

Third Party Inspection Agency Details

You have already added BIS Details.

Document & Drawing

Payment Details

[Save and Submit](#) [Print](#) [Reset](#)

Step-13) Document & Drawing- Click on Document & Drawing Tab Then Click Image to Add Document &

Drawing Details

plus sign

Online Application - Internet Explorer

Welcome Ganesh Pvt Ltd

Applicant Type: Company
Applicant Name: Ganesh Pvt Ltd
Phone:
Email: test@gmail.com

Application Request * Compulsory Fields

Application Request

Online Application No: Online Application Date:

Rules * Purpose * Form No * Subject *

The name in which License/Approval is issued

Applicant Name * Name in which Approval is issued *

Site Address

Plot No * Site Address *

State/UT * District *

Taluka / Tahsil City

Village/Town Pin code *

Nearest Police Station * Nearest Railway Station *

Nearest Port

Longitude E

Latitude E

Phone (00000-88888888) Fax: (00000-88888888)

Mobile * Email *

Office Code *

Submit your application and documents to :
Chief Controller of Explosives,
5th Floor, A-Block, CGO Complex, Seminary Hills, Nagpur - 440006,
Maharashtra

Document & Drawing

Click image to Add Document & Drawing Details

Payment Details

Save and Submit Print Reset

Step-13) Document & Drawing- Fill mandatory data and upload all mandatory document using below screen-click on save button

Document & Drawing Details * Compulsory Fields

Type: DOCUMENT

Description *: Application Form

Number *: D4234

Date *: 31/03/2021

Issued By: [Empty]

Upload File*: C:\Users\Ganesh Dhote\ [Browse...]
(PDF files only. Size <1 MB.)

Save **Close**

Sr. No.	Compulsory Documents	Uploaded Documents
1	Application Form	<input type="checkbox"/>
2	Certificate of Incorporation / MSME Certificate / Partnership deed / LLP Certificate	<input type="checkbox"/>
3	Covering letter	<input type="checkbox"/>
4	Date from which such container / valves were manufactured details	<input type="checkbox"/>
5	Details of containers / valves manufactured	<input type="checkbox"/>
6	Details of templates / gauges provided to check / test	<input type="checkbox"/>
7	Details of the equipment installed for chemical analysis and mechanical tests	<input type="checkbox"/>
8	Equipments available for non destructive examination such as gamma ray / X-ray equipment viewer, etc radiographic viewer, etc for radiographic examination, ultrasonic flaw detector, equipments for dye penetration and magnetic particle tests, etc	<input type="checkbox"/>
9	For whom the containers / valves were fabricated and their approximate numbers	<input type="checkbox"/>
10	ISO or equivalent certificate for the manufacturing unit	<input type="checkbox"/>

Step-13-Online Payment-Payment is calculated by system you can pay required fee using online payment getaways(Credit card, debit card, internet Banking)

For any Operational Help Contact :
E-Mail : support.ol@explosives.gov.in
Phone : 1800-233-9011
